

[Penis Enlargement](#) | [Phalloplasty](#) | [Foreskin Restoration](#) | [Peyronies Disease](#) | [Circumcision](#) | [Gynecomastia](#) | [Vasectomy](#) | [Vasectomy Reversal](#) | [Testicular Enlargement](#) | [Penile Prosthesis Implants](#) | [Scheduling and Deposits](#) | [Consultation](#) | [Home Page](#)

# THE REED CENTRE

## Foreskin Restoration

Foreskin restoration has been described even before Celsus, the first great Roman physician (25 B.C. to A.D. 50), wrote "De Medicin." The procedure used today is only somewhat modified from what had been done then so "the patient could move around inconspicuously in Greek and Roman society." Celsus drew heavily on his Egyptian and Greek predecessors.

Many patients, as an alternative to surgery, may elect to use stretching devices under urological supervision which could produce an acceptable result in 2 to 3 years.

With our surgical procedure, the skin of the distal shaft is advanced forward to create a neo-foreskin. This leaves a denuded area at the base of the penile shaft, which is buried under the scrotum. The pigmentation of scrotal skin is a close match to epithelial penile skin. A catheter is left in for a few days and a dressing is placed over the foreskin pulling it forward until the laminated skin heals.

After an interval of 3 months, the penis is lifted from the scrotum with wings of scrotal flaps on both sides. The flaps are closed underneath the penis. The scrotum is also closed at that time. Variation in technique may be required to best suit the unique anatomy of each patient.

Erections must be suppressed with anti-testosterone medication.

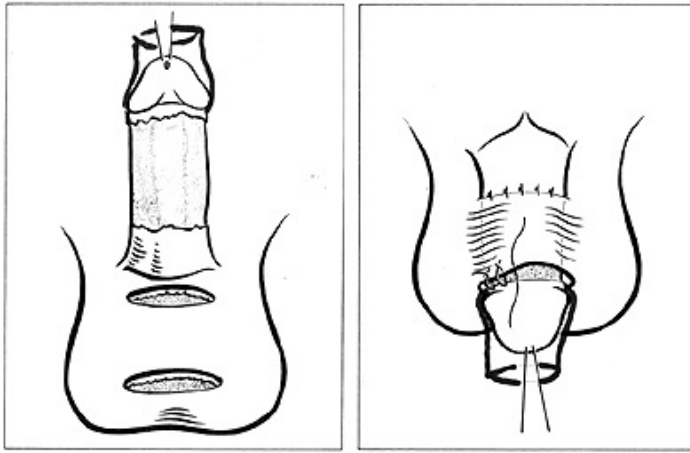
This is ideally a 2 stage procedure which can be performed under local with IV sedation. Comprehensive fee of \$7,600 does not include consultation, lab tests, medical clearance and psychiatric clearance.

### ILLUSTRATIONS and PHOTOS

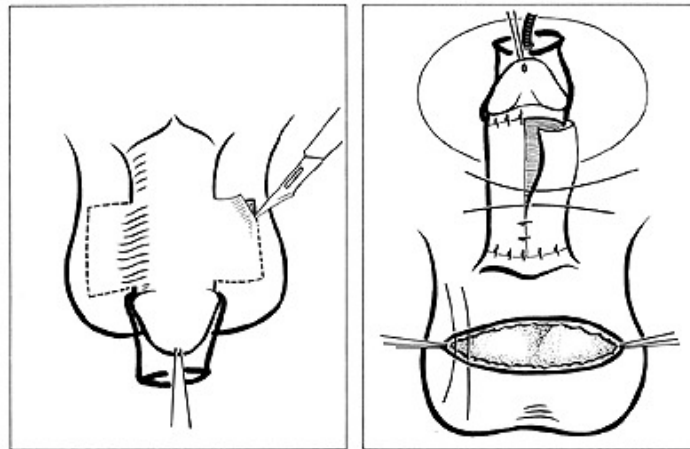
#### A. Two conceptions of the procedure.

1 and 2

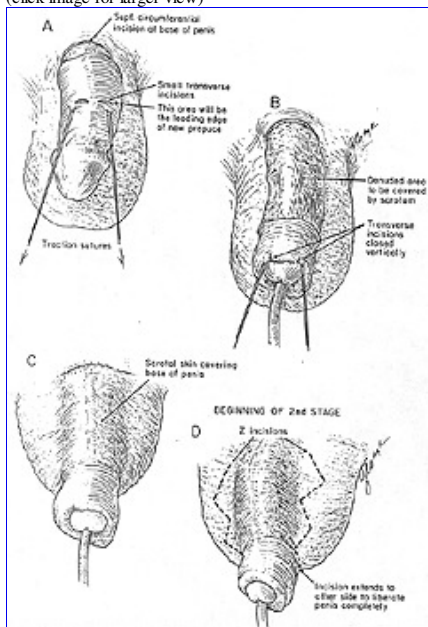
(click image for larger view)



3 and 4  
(click image for larger view)



A, B, C, and D  
(click image for larger view)



**B. Post Op Photos** (click images for larger view)

1. Status post foreskin reconstruction with fully covered glans (head). Viewed from the right.



2. Retracted foreskin showing excellent glans hygiene.



3. Extended foreskin viewed from the left.



**C. Post Op Photos of Another Patient** (click images for larger view)

1. Status post op foreskin restoration with fully cover glans. Viewed from the left.



2. Viewed straight on.



3. With foreskin easily retracted.



---

[Return to Menu](#)

[Consultation](#)

---

**THE REED CENTRE specializes in [penis enlargement](#) surgeries, including [penis lengthening](#) or [phalloplasty](#) and [penis girth enhancement](#).**

**[Penis Enlargement Surgery:](#)**

Penile lengthening techniques or [phalloplasty](#) have been described in the urological literature for at least 40 years. Average penis erect lengths measured with a ruler placed gently on the pubic skin vary from 5 3/8 to 5 3/4 inches depending upon the city and year the study was performed. Many men with below average penis measurements may still appear normal and function quite well. For this reason, [penis enlargement](#) / [penile enhancement](#) / [phalloplasty](#) should be considered an elective procedure.

Harold M. Reed, M.D., F.I.C.S.  
1111 Kane Concourse  
Bay Harbor, Florida 33154  
Florida (305) 865-2000  
[infos@penisdoctor.com](mailto:infos@penisdoctor.com)

Thank you for visiting THE REED CENTRE  
Please visit Dr. Reed's other sites:  
SRS Miami [Sex Change](#)  
[Adult Male Circumcision](#)

---

© 1998 The Reed Centre - Bay Harbor, FL.  
All Rights Reserved.  
Dr. Reed's Centre offers:

[Penis Enlargement Surgery](#) - [Penile Enhancement](#) - [Phalloplasty](#) - [Adult Male Circumcision](#)